

---

# Gerrit Training for StarlingX Docs Reviewers

## Session Goals

- Describe the review process flow and roles/responsibilities
- Show the Gerrit user interface
- Hands-on edits of practice reviews

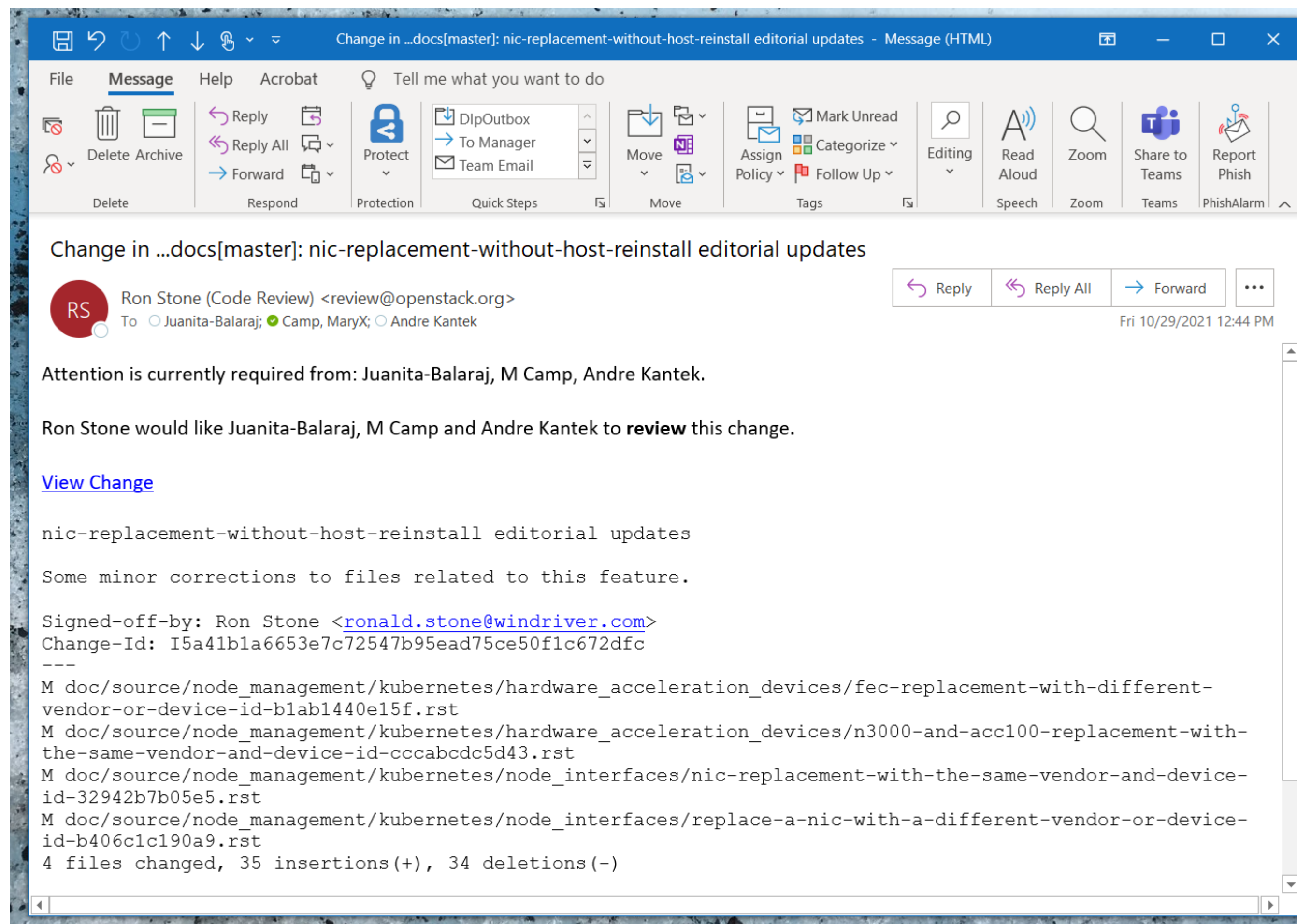
## Review Process Flow

1. Gerrit review is created with documentation changes.
2. A prime/technical person is assigned as a reviewer. Prime may delegate to another team member.
3. Prime or delegate gives +1 when they approve the technical content.
4. (Optional) Docs team may assign Validation prime as reviewer. Prime may delegate to another team member.  
Validation prime or delegate gives +1 when they approve the technical content.
5. Docs approvers give +2 and +1/Workflow the review to merge it.

After merge, if Validation finds any issues, they open a Launchpad item. The Docs team makes a new review and the process starts from Step 1 above.

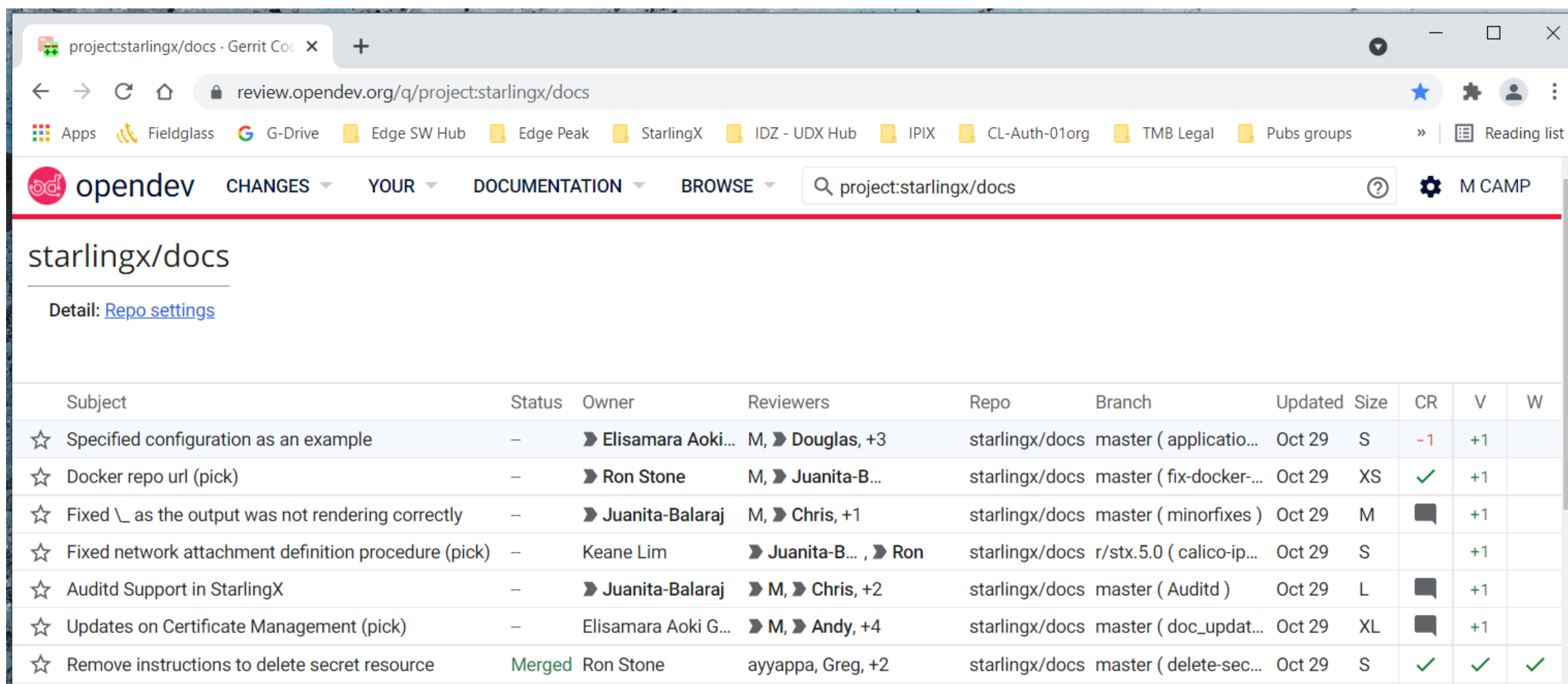
# Review Assignment Email

- System sends an email when you're assigned to a Gerrit review.
- Includes review overview and link to **View Change**.



# Gerrit User Interface

- Gerrit link for docs repo: <https://review.opendev.org/q/project:starlingx/docs>
- Log in with Ubuntu One information
- Top-level view after logging in (all reviews).

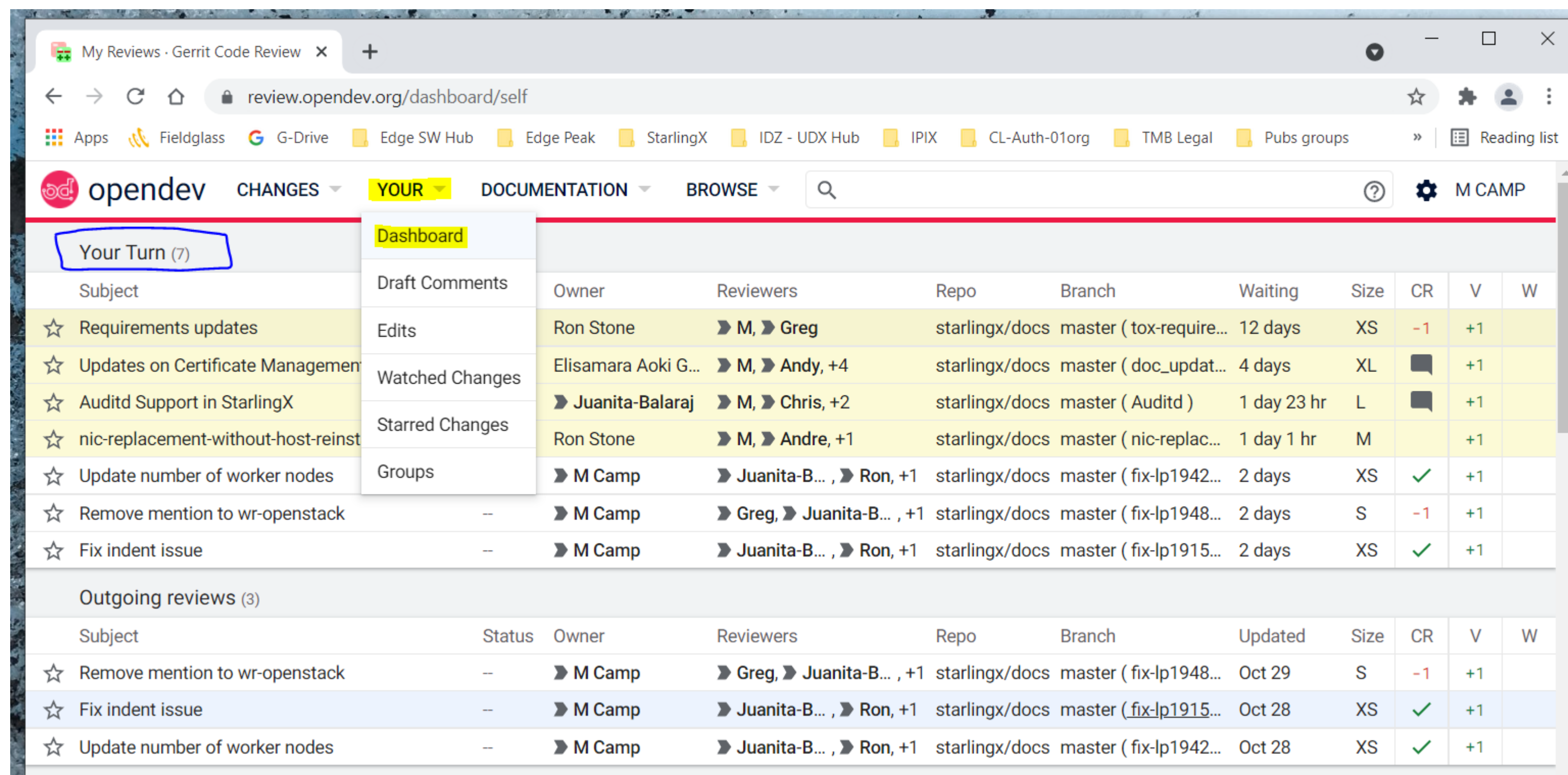


The screenshot shows the Gerrit web interface for the 'starlingx/docs' repository. The page title is 'starlingx/docs' and it includes a search bar with 'project:starlingx/docs' entered. Below the header, there is a table listing several reviews. The table columns are Subject, Status, Owner, Reviewers, Repo, Branch, Updated, Size, CR, V, and W.

Subject	Status	Owner	Reviewers	Repo	Branch	Updated	Size	CR	V	W
☆ Specified configuration as an example	-	▶ Elisamara Aoki...	M, ▶ Douglas, +3	starlingx/docs	master ( applicatio...	Oct 29	S	-1	+1	
☆ Docker repo url (pick)	-	▶ Ron Stone	M, ▶ Juanita-B...	starlingx/docs	master ( fix-docker...	Oct 29	XS	✓	+1	
☆ Fixed \_ as the output was not rendering correctly	-	▶ Juanita-Balaraj	M, ▶ Chris, +1	starlingx/docs	master ( minorfixes )	Oct 29	M	■	+1	
☆ Fixed network attachment definition procedure (pick)	-	Keane Lim	▶ Juanita-B... , ▶ Ron	starlingx/docs	r/stx.5.0 ( calico-ip...	Oct 29	S		+1	
☆ Auditd Support in StarlingX	-	▶ Juanita-Balaraj	▶ M, ▶ Chris, +2	starlingx/docs	master ( Auditd )	Oct 29	L	■	+1	
☆ Updates on Certificate Management (pick)	-	Elisamara Aoki G...	▶ M, ▶ Andy, +4	starlingx/docs	master ( doc_updat...	Oct 29	XL	■	+1	
☆ Remove instructions to delete secret resource	Merged	Ron Stone	ayyappa, Greg, +2	starlingx/docs	master ( delete-sec...	Oct 29	S	✓	✓	✓

# Gerrit User Interface

- **Your > Dashboard**
- **Your Turn** section lists reviews that you've been tagged in. Oldest reviews are at the top.



The screenshot shows the Gerrit Code Review interface. The browser address bar is `review.opendev.org/dashboard/self`. The page title is "My Reviews · Gerrit Code Review". The navigation bar includes "opendev", "CHANGES", "YOUR" (highlighted), "DOCUMENTATION", and "BROWSE". A search bar and "M CAMP" settings are also visible.

The "Your Turn (7)" section is highlighted with a blue box. A dropdown menu is open over it, showing options: "Dashboard", "Draft Comments", "Edits", "Watched Changes", "Starred Changes", and "Groups".

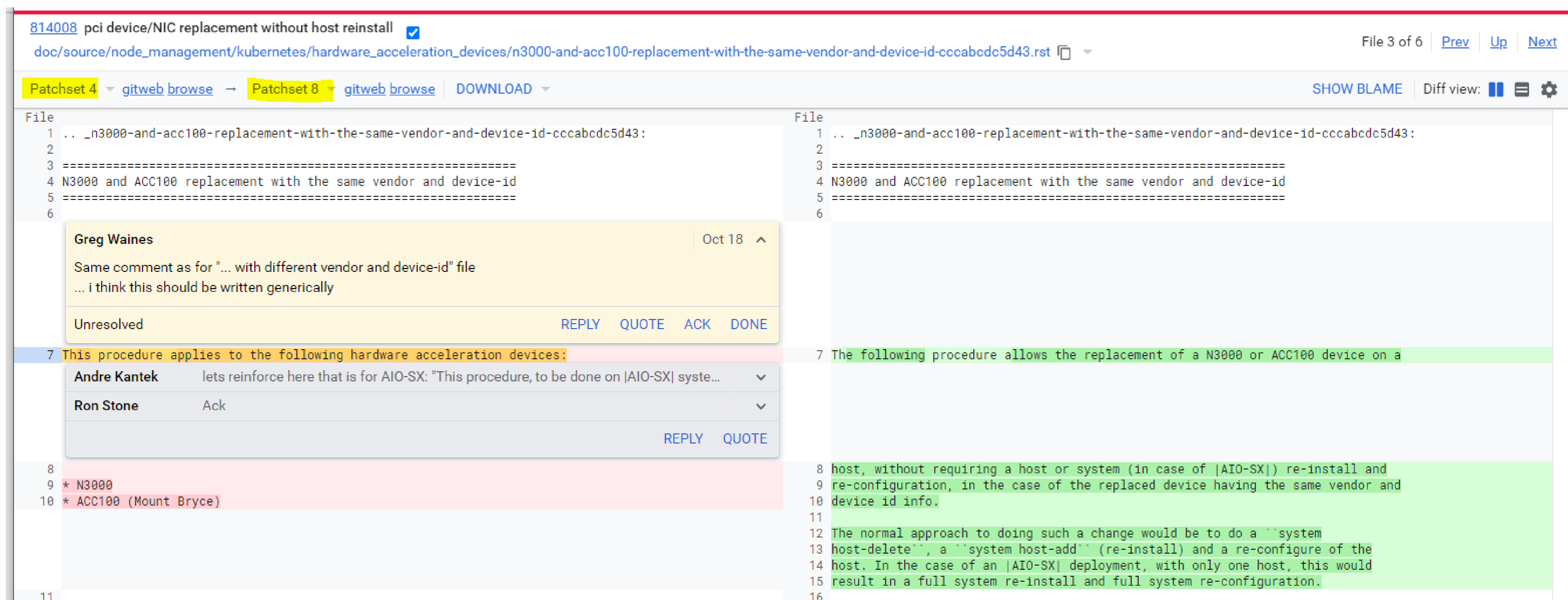
Subject	Owner	Reviewers	Repo	Branch	Waiting	Size	CR	V	W
☆ Requirements updates	Ron Stone	▶ M, ▶ Greg	starlingx/docs	master (tox-require...	12 days	XS	-1	+1	
☆ Updates on Certificate Management	Elisamara Aoki G...	▶ M, ▶ Andy, +4	starlingx/docs	master (doc_updat...	4 days	XL		+1	
☆ Auditd Support in StarlingX	▶ Juanita-Balaraj	▶ M, ▶ Chris, +2	starlingx/docs	master (Auditd)	1 day 23 hr	L		+1	
☆ nic-replacement-without-host-reinst	Ron Stone	▶ M, ▶ Andre, +1	starlingx/docs	master (nic-replac...	1 day 1 hr	M		+1	
☆ Update number of worker nodes	▶ M Camp	▶ Juanita-B... , ▶ Ron, +1	starlingx/docs	master (fix-lp1942...	2 days	XS	✓	+1	
☆ Remove mention to wr-openstack	▶ M Camp	▶ Greg, ▶ Juanita-B... , +1	starlingx/docs	master (fix-lp1948...	2 days	S	-1	+1	
☆ Fix indent issue	▶ M Camp	▶ Juanita-B... , ▶ Ron, +1	starlingx/docs	master (fix-lp1915...	2 days	XS	✓	+1	

Below the "Your Turn" section is the "Outgoing reviews (3)" section:

Subject	Status	Owner	Reviewers	Repo	Branch	Updated	Size	CR	V	W
☆ Remove mention to wr-openstack	--	▶ M Camp	▶ Greg, ▶ Juanita-B... , +1	starlingx/docs	master (fix-lp1948...	Oct 29	S	-1	+1	
☆ Fix indent issue	--	▶ M Camp	▶ Juanita-B... , ▶ Ron, +1	starlingx/docs	master (fix-lp1915...	Oct 28	XS	✓	+1	
☆ Update number of worker nodes	--	▶ M Camp	▶ Juanita-B... , ▶ Ron, +1	starlingx/docs	master (fix-lp1942...	Oct 28	XS	✓	+1	

# Example Review

- Docs team will mark comments as Done when a new patch set is submitted.
- Use the Reply button if you have a response to someone else's comment.
- You must add a Reply at the top of the interface to save your feedback.
- Screenshot below is from this review (merged): <https://review.opendev.org/c/starlingx/docs/+814008>



814008 pci device/NIC replacement without host reinstall

doc/source/node\_management/kubernetes/hardware\_acceleration\_devices/n3000-and-acc100-replacement-with-the-same-vendor-and-device-id-cccabdc5d43.rst

Patchset 4 gitweb browse → Patchset 8 gitweb browse DOWNLOAD

SHOW BLAME Diff view: [Icons]

File

```

1 .. _n3000-and-acc100-replacement-with-the-same-vendor-and-device-id-cccabdc5d43:
2
3 =====
4 N3000 and ACC100 replacement with the same vendor and device-id
5 =====
6
7 This procedure applies to the following hardware acceleration devices:
8
9 * N3000
10 * ACC100 (Mount Bryce)
11

```

Greg Waines Oct 18 ^

Same comment as for "... with different vendor and device-id" file  
... i think this should be written generically

Unresolved REPLY QUOTE ACK DONE

Andre Kantek lets reinforce here that is for AIO-SX: "This procedure, to be done on |AIO-SX| syste..."

Ron Stone Ack

REPLY QUOTE

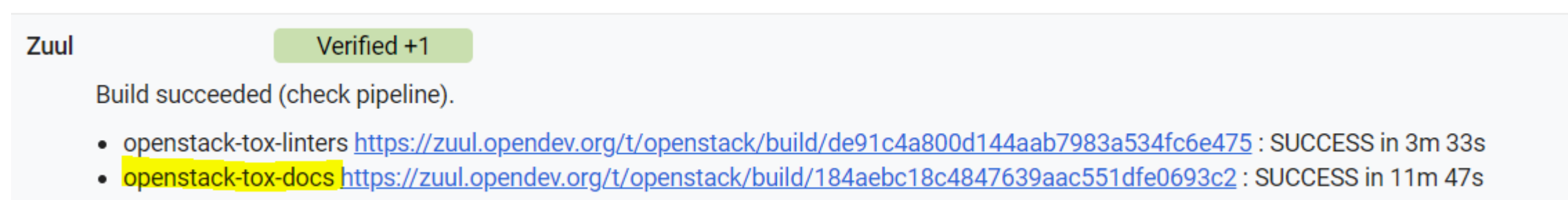
```

1 .. _n3000-and-acc100-replacement-with-the-same-vendor-and-device-id-cccabdc5d43:
2
3 =====
4 N3000 and ACC100 replacement with the same vendor and device-id
5 =====
6
7 The following procedure allows the replacement of a N3000 or ACC100 device on a
8 host, without requiring a host or system (in case of |AIO-SX|) re-install and
9 re-configuration, in the case of the replaced device having the same vendor and
10 device id info.
11
12 The normal approach to doing such a change would be to do a ``system
13 host-delete``, a ``system host-add`` (re-install) and a re-configure of the
14 host. In the case of an |AIO-SX| deployment, with only one host, this would
15 result in a full system re-install and full system re-configuration.
16

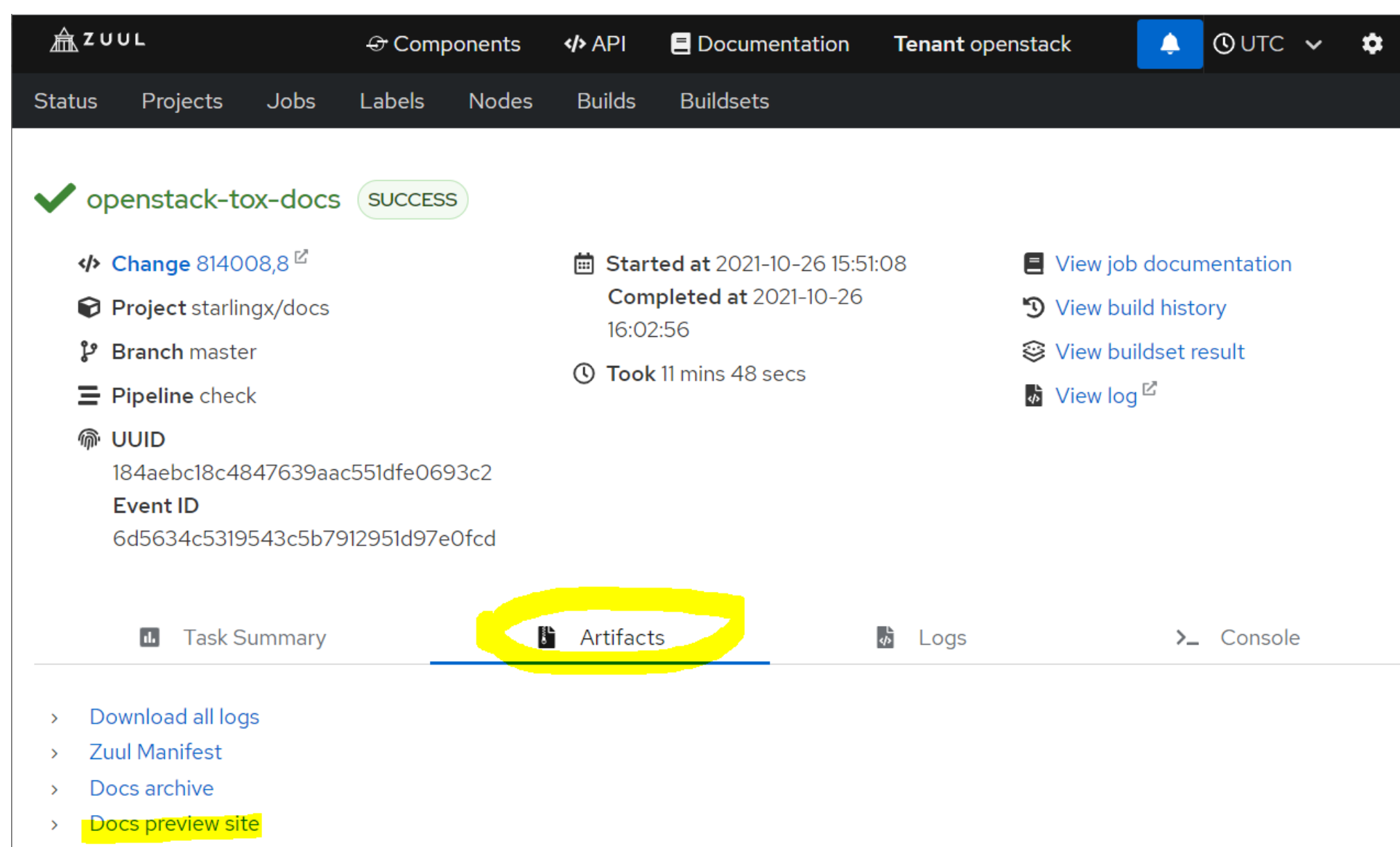
```

# View HTML Output

- Scroll to the bottom of the review where the comments are. In the line **Zuul Verified+1**, click anywhere to expand the line.
- Right-click the link for **openstack-tox-docs** to open a Zuul jobs window in a new tab.



- In the Zuul window, click the **Artifacts** tab, then **Docs preview site**



- Browse to the updated doc files using the filenames in the review.

## RST Notes

RST files can be tricky to review in the native format due to the tags that are used.

Viewing HTML is especially helpful for guides with conditions or includes, such as Installation Guides.

We use RST substitutions for acronyms, such as |OAM| or for product-specific usage, such as |prod|.

If you see `.. include` or `.. only: partner` this shows where text is repeated from another location or processed differently. It's best to view the HTML so you can read the full content.

See the Documentation Contributor Guide's [RST quick reference](#) section for more information.

## Hands-On Practice

- Open a browser window and go to: <https://review.opendev.org/c/starlingx/docs/+817483>
- Review the comments and compare different patch sets.
- View the HTML output.
- Reply to a comment and add your own comment.

## Sandbox

- Sandbox git repo can be used to practice git commands and upload a patch for review
- House rules:  
<https://docs.openstack.org/contributors/code-and-documentation/sandbox-house-rules.html>
- Using Gerrit:  
<https://docs.openstack.org/contributors/code-and-documentation/using-gerrit.html#gerrit>
- Test patch can be used to practice using the Gerrit User Interface:  
<https://review.opendev.org/q/project:opendev/sandbox>

## Questions

- If you have any follow-up questions, you are welcome to come to the Docs meeting.
- You can also send email to the [StarlingX community mailing list](#) with questions.